



Troop 202

Rising Star District

Challenge Compass Course



Setup Instructions

The Challenge Compass course requires eleven (11) marker posts for the setup. We recommend using 3ft wooden posts painted a bright enough colour to make them easily visible at 100+ ft.

The attached diagram illustrates how the course is layed out on a 100ft square. We recommend using a 100 ft tape measure to lay out the course for these dimensions.

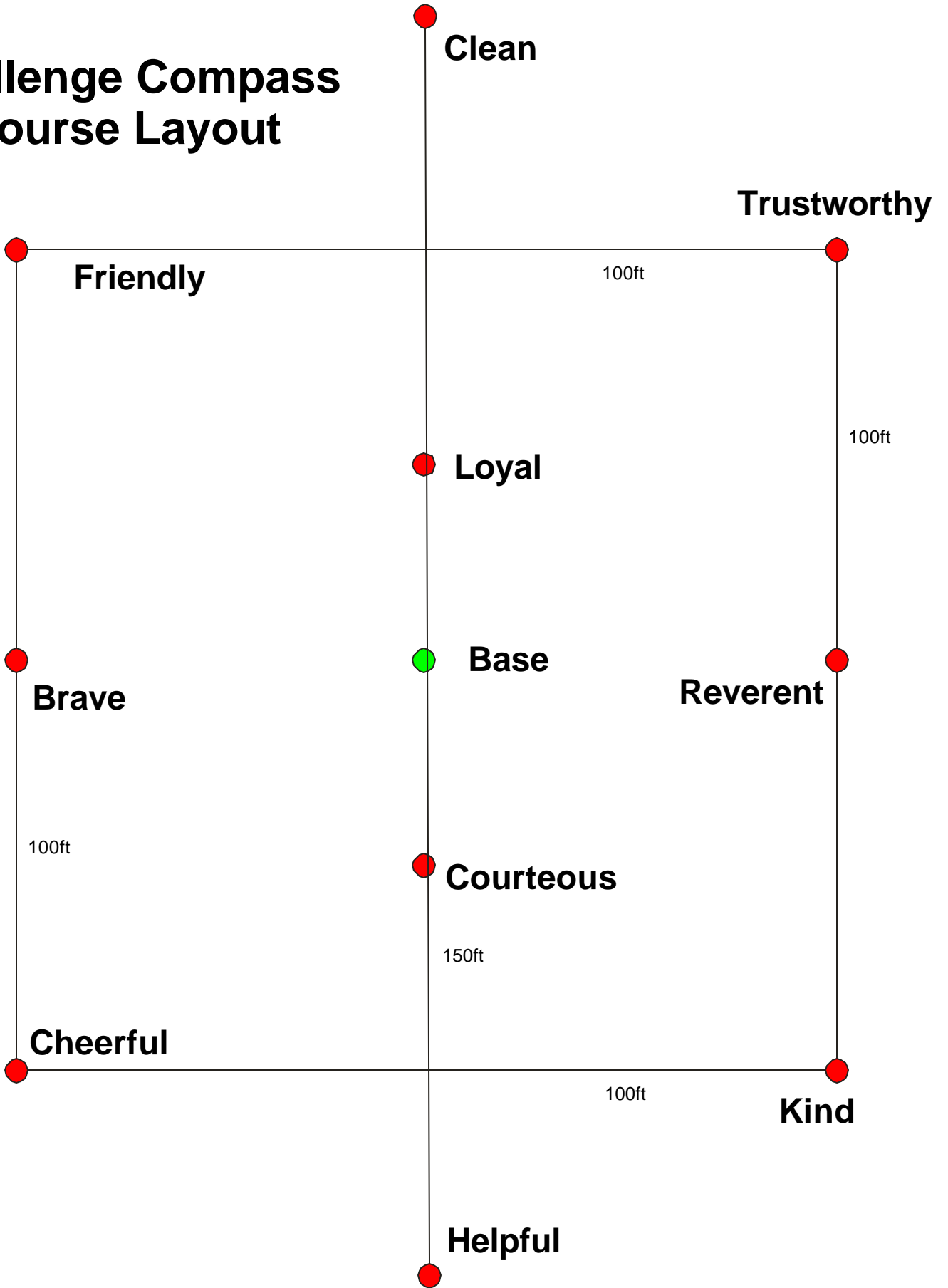
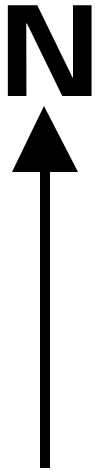
- Start by ensuring the location of the base post allows enough space to lay out the course. A 100 ft radius circle of open space is required for the standard course dimension
- Fix the base post
- Using a Compass locate the **Clean** marker post 75ft North of the base post and the **Loyal** marker post 25ft North of the base post
- Using a Compass locate the **Helpful** marker post 75ft South of the base post and the **Courteous** marker post 25ft South of the base post
- Using a Compass locate the **Reverent** marker post 50ft East of the base post and the **Brave** marker post 50ft West of the base post
- Using a Compass locate the **Friendly** marker post 50ft North of the **Brave** marker post and locate the **Cheerful** marker post 50ft South of the **Brave** marker post
- Using a Compass locate the **Trustworthy** marker post 50ft North of the **Reverent** marker post and locate the **Kind** marker post 50ft South of the **Reverent** marker post
- If the course is layed out correctly the following posts should be in line with each other:
Clean - Loyal – Base – Courteous – Helpful: (North – South Line)
Friendly – Brave – Cheerful: (North – South Line)
Trustworthy – Reverent – Kind: (North – South Line)
Friendly – Loyal –Reverent
Reverent – Courteous – Cheerful
Kind – Courteous – Brave
Brave – Loyal – Trustworthy
- We recommend that you check each of the three courses to also ensure that the course is layed out correctly. This also ensures that you have the compass skills to teach this course ☺

The 100 ft square dimensions are a recommendation only. They ensure good compass skills are required. A more challenging course can use longer dimensions as long as each dimension is increased by the same factor.

The course can be made **even more** challenging by using an object old coffee cans as markers. This requires the participants to not only use the compass to sight a bearing, but also navigate along the bearing as they will not be able to see the marker.

Course #1

Challenge Compass Course Layout





Troop 202

Rising Star District

Challenge Compass Course



Successfully completing this course requires:

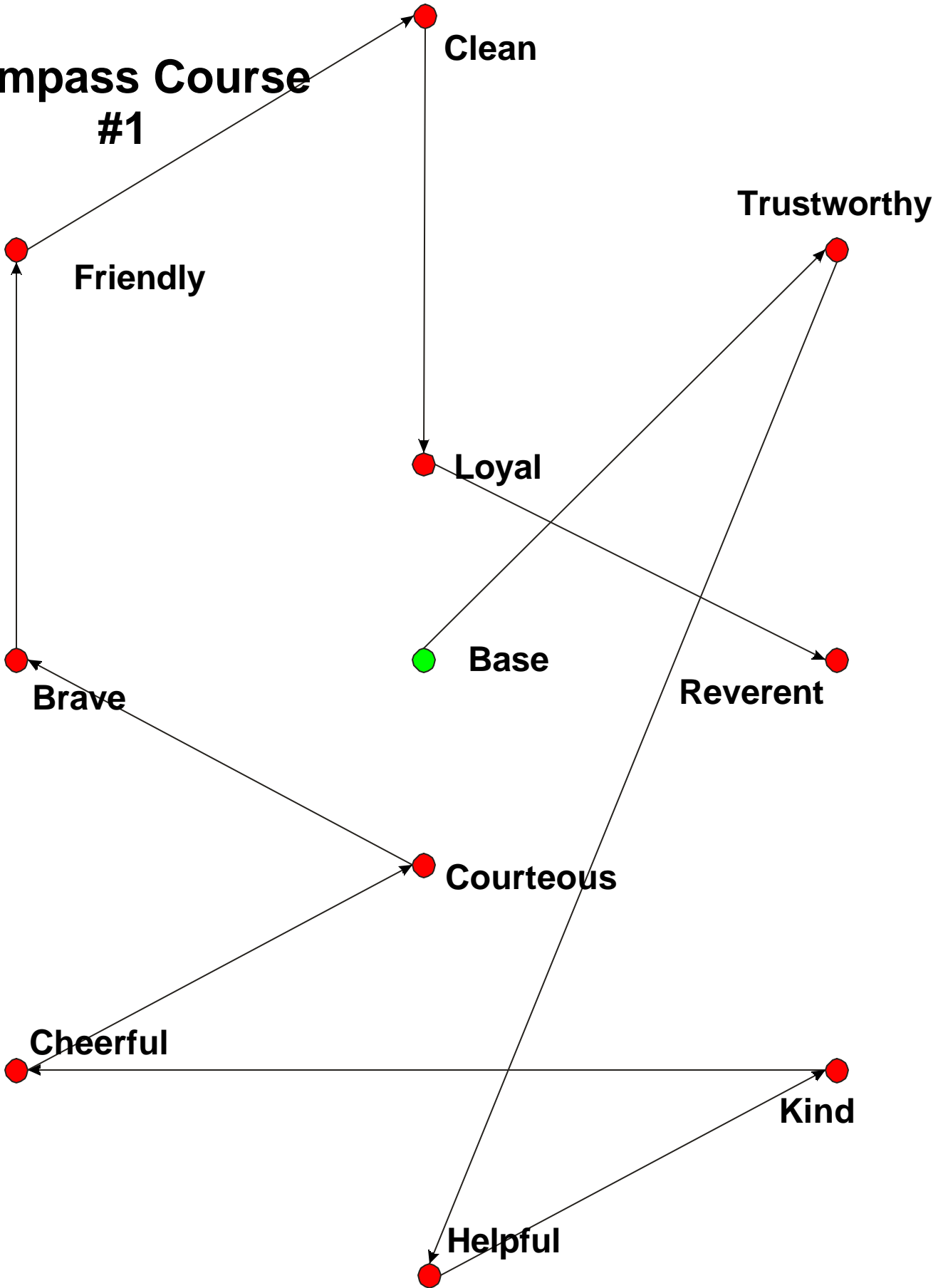
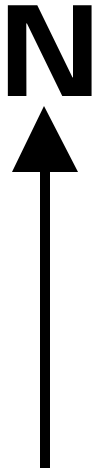
- Working together as a crew !
- Showing Scout Spirit !
- Good Compass Skills !
- Speed !

Troop # _____ Patrol _____

1. From base find the post on a bearing of 45°
What part of the **Scout Law** is on the post : _____ TRUSTWORTHY
2. From this post, find the post on a bearing of 195°
What part of the **Scout Law** is on the post : _____ HELPFUL
3. From this post, find the post on a bearing of 65°
What part of the **Scout Law** is on the post : _____ KIND
4. From this post, find the post on a bearing of 270°
What part of the **Scout Law** is on the post : _____ CHEERFUL
5. From this post, find the post on a bearing of 65°
What part of the **Scout Law** is on the post : _____ COURTEOUS
6. From this post, find the post on a bearing of 295°
What part of the **Scout Law** is on the post : _____ BRAVE
7. From this post, find the post on a bearing of 360°
What part of the **Scout Law** is on the post : _____ FRIENDLY
8. From this post, find the post on a bearing of 65°
What part of the **Scout Law** is on the post : _____ CLEAN
9. From this post, find the post on a bearing of 180°
What part of the **Scout Law** is on the post : _____ LOYAL
10. From this post, find the post on a bearing of 115°
What part of the **Scout Law** is on the post : _____ REVERENT
11. Which two parts of the **Scout Law** are missing: _____ OBEDIENT & THRIFTY

Course #1

Compass Course #1





Troop 202

Rising Star District

Challenge Compass Course



Successfully completing this course requires:

- Working together as a crew !
- Showing Scout Spirit !
- Good Compass Skills !
- Speed !

Troop # _____ Patrol _____

1. From base find the post on a bearing of 45°
What part of the **Scout Law** is on the post : _____
 2. From this post, find the post on a bearing of 195°
What part of the **Scout Law** is on the post : _____
 3. From this post, find the post on a bearing of 65°
What part of the **Scout Law** is on the post : _____
 4. From this post, find the post on a bearing of 270°
What part of the **Scout Law** is on the post : _____
 5. From this post, find the post on a bearing of 65°
What part of the **Scout Law** is on the post : _____
 6. From this post, find the post on a bearing of 295°
What part of the **Scout Law** is on the post : _____
 7. From this post, find the post on a bearing of 360°
What part of the **Scout Law** is on the post : _____
 8. From this post, find the post on a bearing of 65°
What part of the **Scout Law** is on the post : _____
 9. From this post, find the post on a bearing of 180°
What part of the **Scout Law** is on the post : _____
 10. From this post, find the post on a bearing of 115°
What part of the **Scout Law** is on the post : _____
- Which two parts of the **Scout Law** are missing: _____



Troop 202 Rising Star District



Challenge Compass Course

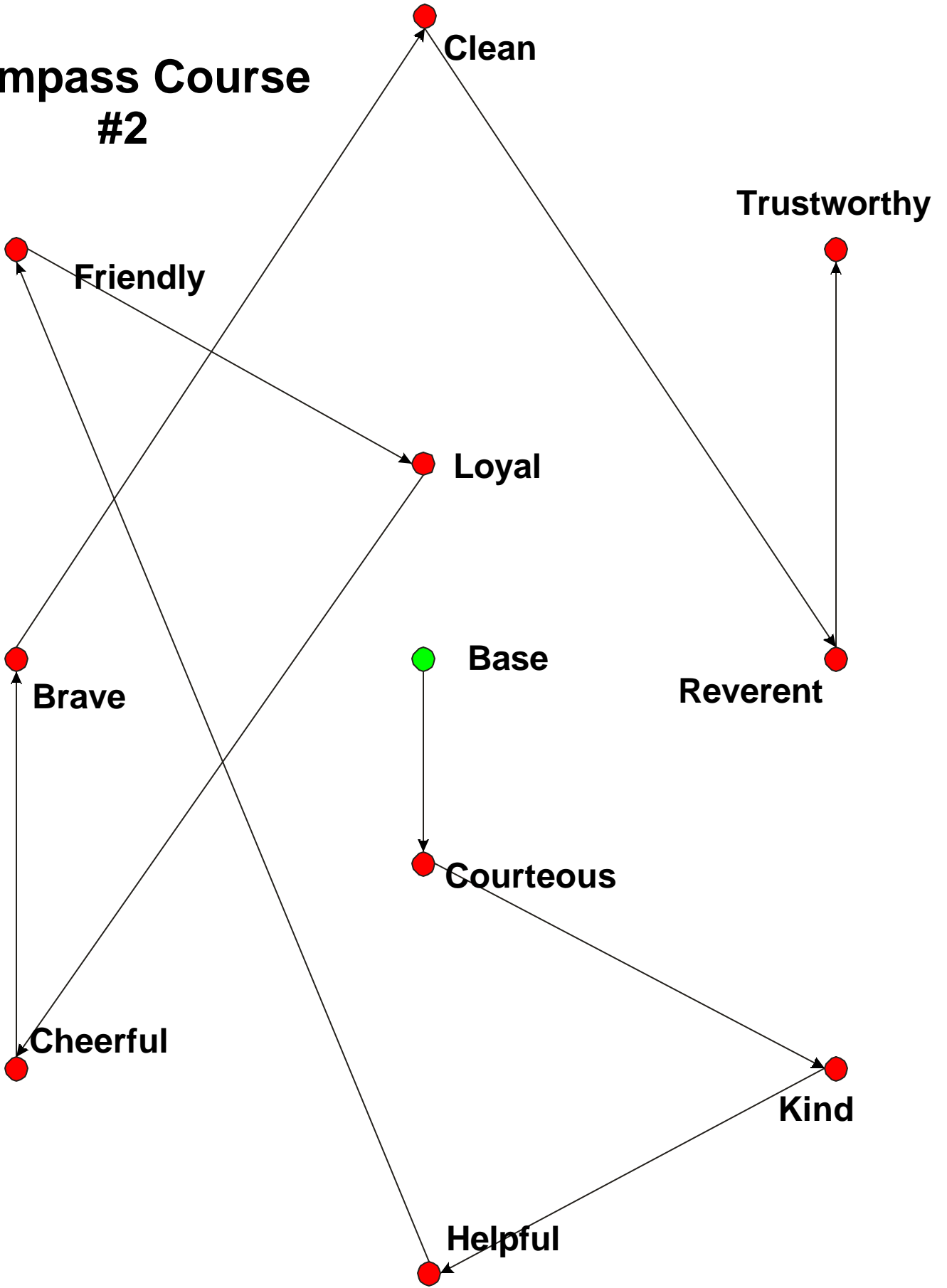
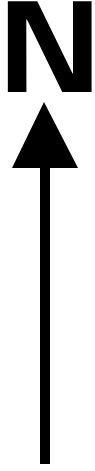
Successfully completing this course requires:

- Working together as a crew !
- Showing Scout Spirit !
- Good Compass Skills !
- Speed !

Troop # _____ Patrol _____

- | | |
|---|---|
| <p>1. From base find the post on a bearing of 180⁰
What part of the Scout Law is on the post :</p> | <p>_____ <u>COURTEOUS</u></p> |
| <p>2. From this post, find the post on a bearing of 115⁰
What part of the Scout Law is on the post :</p> | <p>_____ <u>KIND</u></p> |
| <p>3. From this post, find the post on a bearing of 245⁰
What part of the Scout Law is on the post :</p> | <p>_____ <u>HELPFUL</u></p> |
| <p>4. From this post, find the post on a bearing of 340⁰
What part of the Scout Law is on the post :</p> | <p>_____ <u>FRIENDLY</u></p> |
| <p>5. From this post, find the post on a bearing of 115⁰
What part of the Scout Law is on the post :</p> | <p>_____ <u>LOYAL</u></p> |
| <p>6. From this post, find the post on a bearing of 215⁰
What part of the Scout Law is on the post :</p> | <p>_____ <u>CHEERFUL</u></p> |
| <p>7. From this post, find the post on a bearing of 360⁰
What part of the Scout Law is on the post :</p> | <p>_____ <u>BRAVE</u></p> |
| <p>8. From this post, find the post on a bearing of 35⁰
What part of the Scout Law is on the post :</p> | <p>_____ <u>CLEAN</u></p> |
| <p>9. From this post, find the post on a bearing of 145⁰
What part of the Scout Law is on the post :</p> | <p>_____ <u>REVERENT</u></p> |
| <p>10. From this post, find the post on a bearing of 0⁰
What part of the Scout Law is on the post :</p> | <p>_____ <u>TRUSTWORTHY</u></p> |
| <p>11. Which two parts of the Scout Law are missing:</p> | <p>_____ <u>OBEDIENT & THRIFTY</u></p> |

Compass Course #2





Troop 202

Rising Star District

Challenge Compass Course



Successfully completing this course requires:

- Working together as a crew !
- Showing Scout Spirit !
- Good Compass Skills !
- Speed !

Troop # _____ Patrol _____

1. From base find the post on a bearing of 180°
What part of the **Scout Law** is on the post : _____
2. From this post, find the post on a bearing of 115°
What part of the **Scout Law** is on the post : _____
3. From this post, find the post on a bearing of 245°
What part of the **Scout Law** is on the post : _____
4. From this post, find the post on a bearing of 340°
What part of the **Scout Law** is on the post : _____
5. From this post, find the post on a bearing of 115°
What part of the **Scout Law** is on the post : _____
6. From this post, find the post on a bearing of 215°
What part of the **Scout Law** is on the post : _____
7. From this post, find the post on a bearing of 360°
What part of the **Scout Law** is on the post : _____
8. From this post, find the post on a bearing of 35°
What part of the **Scout Law** is on the post : _____
9. From this post, find the post on a bearing of 145°
What part of the **Scout Law** is on the post : _____
10. From this post, find the post on a bearing of 0°
What part of the **Scout Law** is on the post : _____
11. Which two parts of the **Scout Law** are missing: _____

Course #2



Troop 202 Rising Star District



Challenge Compass Course

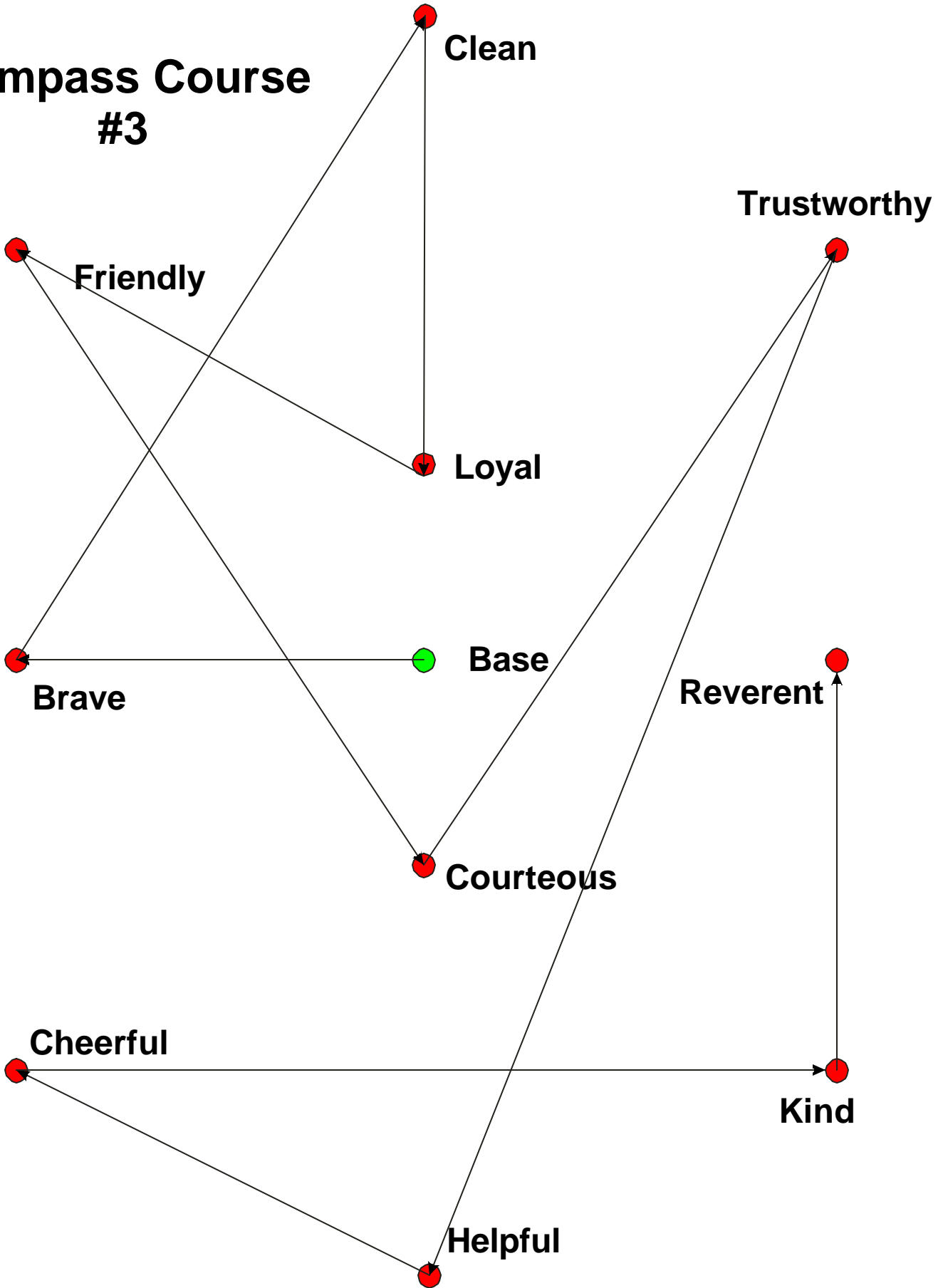
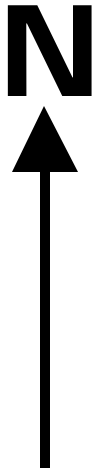
Successfully completing this course requires:

- Working together as a crew !
- Showing Scout Spirit !
- Good Compass Skills !
- Speed !

Troop # _____ Patrol _____

- | | |
|---|---|
| <p>1. From base find the post on a bearing of 270⁰
What part of the Scout Law is on the post :</p> | <p>_____ <u>BRAVE</u></p> |
| <p>2. From this post, find the post on a bearing of 35⁰
What part of the Scout Law is on the post :</p> | <p>_____ <u>CLEAN</u></p> |
| <p>3. From this post, find the post on a bearing of 180⁰
What part of the Scout Law is on the post :</p> | <p>_____ <u>LOYAL</u></p> |
| <p>4. From this post, find the post on a bearing of 295⁰
What part of the Scout Law is on the post :</p> | <p>_____ <u>FRIENDLY</u></p> |
| <p>5. From this post, find the post on a bearing of 145⁰
What part of the Scout Law is on the post :</p> | <p>_____ <u>COURTEOUS</u></p> |
| <p>6. From this post, find the post on a bearing of 35⁰
What part of the Scout Law is on the post :</p> | <p>_____ <u>TRUSTWORTHY</u></p> |
| <p>7. From this post, find the post on a bearing of 200⁰
What part of the Scout Law is on the post :</p> | <p>_____ <u>HELPFUL</u></p> |
| <p>8. From this post, find the post on a bearing of 295⁰
What part of the Scout Law is on the post :</p> | <p>_____ <u>CHEERFUL</u></p> |
| <p>9. From this post, find the post on a bearing of 90⁰
What part of the Scout Law is on the post :</p> | <p>_____ <u>KIND</u></p> |
| <p>10. From this post, find the post on a bearing of 0⁰
What part of the Scout Law is on the post :</p> | <p>_____ <u>REVERENT</u></p> |
| <p>11. Which two parts of the Scout Law are missing:</p> | <p>_____ <u>OBEDIENT & THRIFTY</u></p> |

Compass Course #3





Troop 202

Rising Star District

Challenge Compass Course



Successfully completing this course requires:

- Working together as a crew !
- Showing Scout Spirit !
- Good Compass Skills !
- Speed !

Troop # _____ Patrol _____

1. From base find the post on a bearing of **270⁰**
What part of the **Scout Law** is on the post : _____
2. From this post, find the post on a bearing of **35⁰**
What part of the **Scout Law** is on the post : _____
3. From this post, find the post on a bearing of **180⁰**
What part of the **Scout Law** is on the post : _____
4. From this post, find the post on a bearing of **295⁰**
What part of the **Scout Law** is on the post : _____
5. From this post, find the post on a bearing of **145⁰**
What part of the **Scout Law** is on the post : _____
6. From this post, find the post on a bearing of **35⁰**
What part of the **Scout Law** is on the post : _____
7. From this post, find the post on a bearing of **200⁰**
What part of the **Scout Law** is on the post : _____
8. From this post, find the post on a bearing of **295⁰**
What part of the **Scout Law** is on the post : _____
9. From this post, find the post on a bearing of **90⁰**
What part of the **Scout Law** is on the post : _____
10. From this post, find the post on a bearing of **0⁰**
What part of the **Scout Law** is on the post : _____
11. Which two parts of the **Scout Law** are missing: _____



**Troop 202
Rising Star District
Challenge Compass Course**



TRUSTWORTHY

LOYAL

HELPFUL

FRIENDLY

COURTEOUS

KIND

OBEDIENT

CHEERFUL

THRIFTY

BRAVE

CLEAN

REVERENT

Post Markers